

35 TBP Shallow Draft ICE 1B ASD AHT

Basic Specification

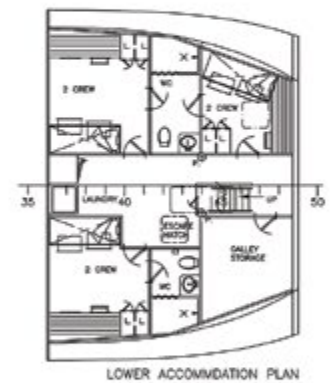
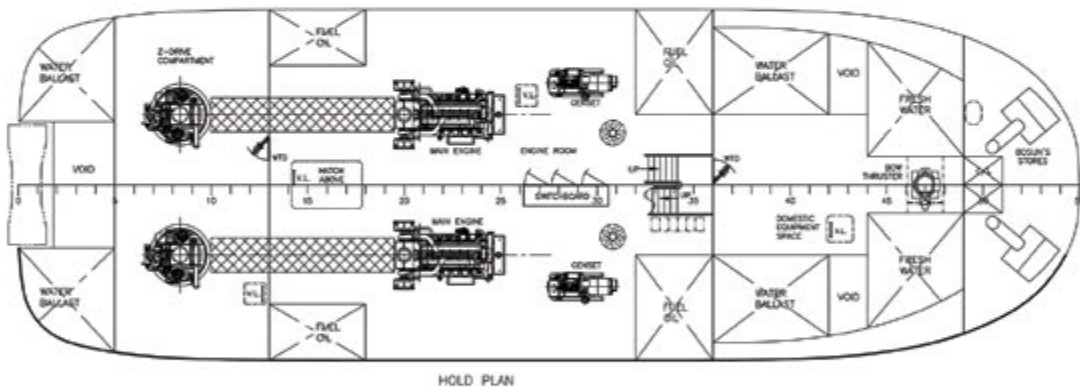
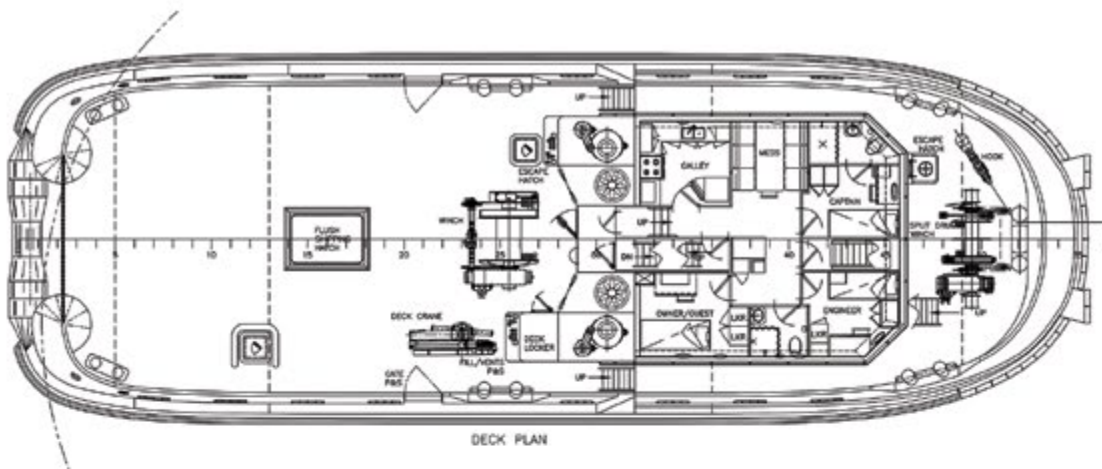


TYPE	: SHALLOW DRAFT ICE CLASS 1B ASD ANCHOR HANDLING TUG
Bollard Pull	: 35+ Tbp
Designer	: Robert Allan Ltd. / Canada
Design	: Shallow Draft Ice Class 1b ASD AHT
Loa	: 30.00 m
Beam Moulded	: 10.00 m
Draft Navigational	: 3.30 m
Speed	: 11.0 Knots
Complement	: 9
Power	: 2500 kW (3352 Bhp) Total
Propulsion	: FP Controllable Pitch Propellers Azimuth Thrusters (for Ice Class 1B)
Services / Capabilities	: Berthing and unberthing of vessels at harbour premises, in also ice conditions Towing services, in also ice conditions Pull and push during vessels mooring manoeuvrings, in also ice conditions Open sea and harbour tug services, in also ice conditions

Specification, Equipment Manufacturers and GA Plan of the vessel could be tailored fully as per Buyers' requirements.

35 TBP Shallow Draft ICE 1B ASD AHT

Basic Specification



Specification, Equipment Manufacturers and GA Plan of the vessel could be tailored fully as per Buyers' requirements.